



OKLAHOMA HORSE RACING COMMISSION AUDIT REPORT OF GAMING OPERATIONS WILL ROGERS DOWNS AND REMINGTON PARK

Contract Audit

October 2021

Cindy Byrd, CPA
State Auditor & Inspector

**OKLAHOMA HORSE RACING COMMISSION
AUDIT REPORT OF GAMING OPERATIONS
WILL ROGERS DOWNS AND REMINGTON PARK
OCTOBER 2021**

This publication, issued by the Oklahoma State Auditor and Inspector's Office as authorized by 74 O.S. § 212, has not been printed, but is available on the agency's website (www.sai.ok.gov) and in the Oklahoma Department of Libraries Publications Clearinghouse Digital Collection (<http://digitalprairie.ok.gov/cdm/search/collection/audits/>) pursuant to 65 O.S. § 3-114.



Cindy Byrd, CPA | State Auditor & Inspector

2300 N. Lincoln Blvd., Room 123, Oklahoma City, OK 73105 | 405.521.3495 | www.sai.ok.gov

November 16, 2021

**TO THE MEMBERS OF THE OKLAHOMA
HORSE RACING COMMISSION**

Transmitted herewith is the Audit Report of Gaming Operations for Will Rogers Downs and Remington Park for the month of October 2021. The report is the result of our monitoring and data accumulation in accordance with the State Auditor and Inspector's contract with the Oklahoma Horse Racing Commission (OHRC) and Title 3A of the Oklahoma Statutes for Gaming.

The goal of the State Auditor and Inspector is to promote accountability and fiscal integrity in state and local government. Maintaining our independence as we provide this service to the taxpayers of Oklahoma is of utmost importance.

We wish to take this opportunity to express our appreciation for the assistance and cooperation extended to our Office during our engagement.

Sincerely,

A handwritten signature in blue ink that reads "Cindy Byrd".

OKLAHOMA STATE AUDITOR & INSPECTOR



**OKLAHOMA HORSE RACING COMMISSION
Audit Report of Gaming Operations
Will Rogers Downs and Remington Park
For the Month of October 2021**

TABLE OF CONTENTS

	<u>PAGE</u>
STATE AUDITOR AND INSPECTOR LETTER.....	4
TOTAL GAMING REVENUE.....	5
COMPARISON OF PRIOR MONTH AND PRIOR YEAR.....	6
YEAR TO DATE GAMING TOTALS.....	7
WILL ROGERS DOWNS REVENUE.....	8
REMINGTON PARK REVENUE.....	9
PRIOR TWELVE MONTH GRAPH.....	10

**TO THE MEMBERS OF THE OKLAHOMA
HORSE RACING COMMISSION**

We performed an audit in accordance with the OHRC Gaming Contract and Title 3A of the Oklahoma Statutes for Gaming. The information presented in this report is derived from gaming data obtained from the gaming vendors and licensees located at Will Rogers Downs and Remington Park for the month of October 2021.

Because our procedures do not constitute an audit conducted in accordance with generally accepted auditing standards, we do not express such an opinion on the information. This report relates only to this information and does not extend to any financial statements of the racetracks or racinos.

In planning and performing these procedures, we considered the internal control structure of the gaming departments; however, our procedures were substantially less in scope than the procedures we would have applied if we had been engaged to express an opinion on the internal controls. Accordingly, we do not express an opinion on their internal control structure.

Sincerely,



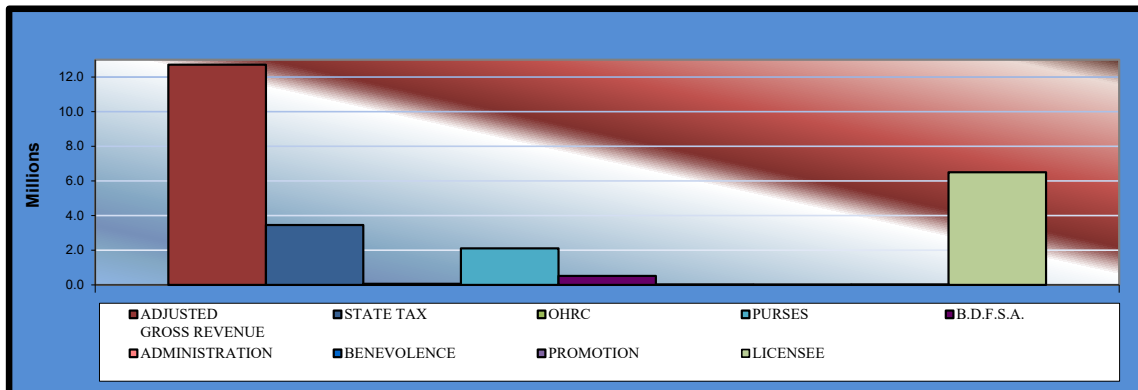
CINDY BYRD, CPA
OKLAHOMA STATE AUDITOR & INSPECTOR

November 16, 2021



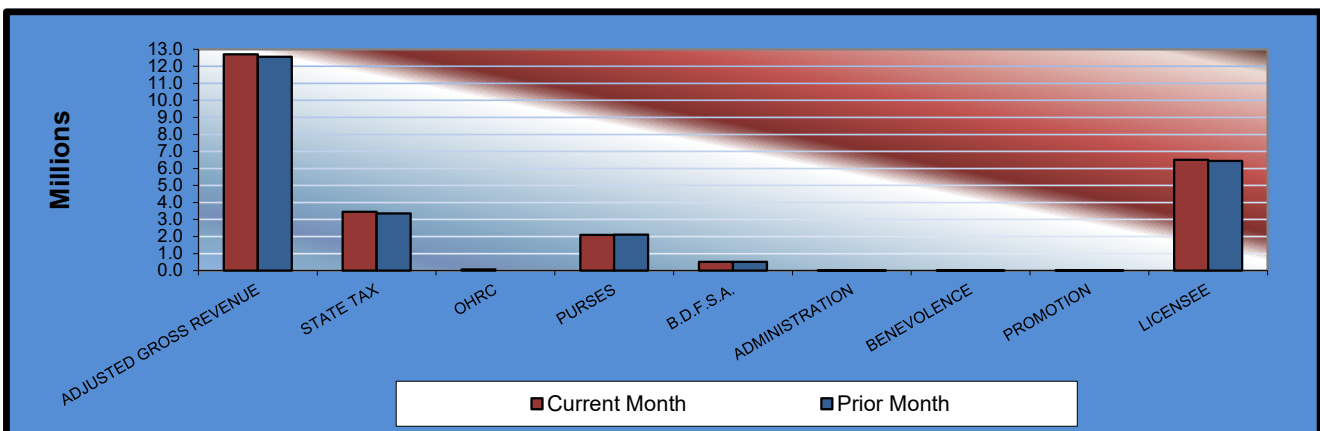
Gaming at Oklahoma Horse Racing Tracks Will Rogers Downs and Remington Park Total Gaming Revenue October 2021

	<u>TOTAL</u>	<u>WILL ROGERS DOWNS</u>	<u>REMINGTON PARK</u>
Gaming Days This Month	62	31	31
Adjusted Gross Revenue	<u>\$12,713,098.61</u>	<u>\$1,784,841.49</u>	<u>\$10,928,257.12</u>
State Tax			
General Revenue Fund	414,835.35	21,418.09	393,417.26
Education Reform	3,042,125.93	157,066.05	2,885,059.88
Oklahoma Horse Racing Commission	63,565.48	8,924.20	54,641.28
Purse Fund			
<u>Purses</u>			
Thoroughbred	1,099,708.95	230,980.81	868,728.14
Quarterhorse	896,197.34	211,466.90	684,730.44
Paint & Appaloosa	107,131.62	23,496.31	83,635.31
<u>Breeding Development Fund</u>			
<u>Special Account</u>			
Thoroughbred	211,335.11	27,876.99	183,458.12
Quarterhorse	283,742.30	21,505.11	262,237.19
Paint & Appaloosa	23,972.77	2,389.46	21,583.31
<u>Administration</u>			
Thoroughbred	13,446.60	2,654.95	10,791.65
Quarterhorse	12,101.95	2,389.46	9,712.49
Paint & Appaloosa	1,344.67	265.50	1,079.17
<u>Benevolence</u>			
Thoroughbred	6,723.31	1,327.48	5,395.83
Quarterhorse	6,050.97	1,194.73	4,856.24
Paint & Appaloosa	672.33	132.75	539.58
<u>Promotions</u>			
Thoroughbred	13,446.60	2,654.95	10,791.65
Quarterhorse	12,101.95	2,389.46	9,712.49
Paint & Appaloosa	1,344.67	265.50	1,079.17
Licensee	\$6,503,250.71	\$1,066,442.79	\$5,436,807.92



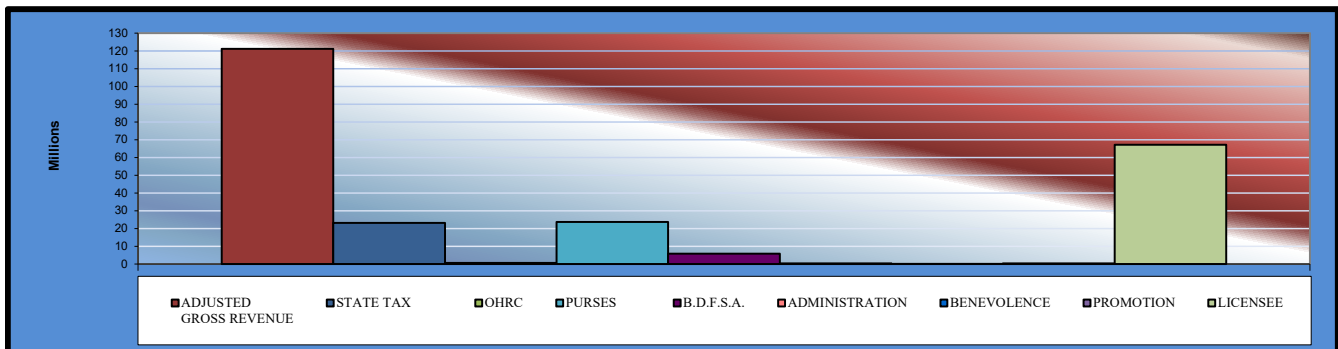
Gaming at Oklahoma Horse Racing Tracks Will Rogers Downs and Remington Park Comparison of Prior Month and Prior Year October 2021

	<u>TOTAL</u>	<u>PRIOR MONTH</u>	<u>% CHANGE</u>	<u>October 2020</u>	<u>% CHANGE</u>
Gaming Days	62	60	3.33%	62	0.00%
Adjusted Gross Revenue	\$12,713,098.61	\$12,558,776.04	1.23%	\$10,192,195.79	24.73%
State Tax					
General Revenue Fund	414,835.35	403,900.48	2.71%	288,725.97	43.68%
Education Reform	3,042,125.93	2,961,936.89	2.71%	2,117,323.73	43.68%
Oklahoma Horse Racing Commission	63,565.48	62,793.88	1.23%	50,960.96	24.73%
Purse Fund					
<u>Purses</u>					
Thoroughbred	1,099,708.95	1,098,629.84	0.10%	967,667.35	13.65%
Quarterhorse	896,197.34	899,039.81	-0.32%	772,709.18	15.98%
Paint & Appaloosa	107,131.62	107,185.86	-0.05%	92,416.49	15.92%
<u>Breeding Development Fund</u>					
<u>Special Account</u>					
Thoroughbred	211,335.11	208,482.46	1.37%	164,047.89	28.83%
Quarterhorse	283,742.30	277,361.27	2.30%	245,834.54	15.42%
Paint & Appaloosa	23,972.77	23,525.37	1.90%	20,755.04	15.50%
<u>Administration</u>					
Thoroughbred	13,446.60	13,406.28	0.30%	11,607.34	15.85%
Quarterhorse	12,101.95	12,065.65	0.30%	10,446.60	15.85%
Paint & Appaloosa	1,344.67	1,340.63	0.30%	1,160.74	15.85%
<u>Benevolence</u>					
Thoroughbred	6,723.31	6,703.13	0.30%	5,803.67	15.85%
Quarterhorse	6,050.97	6,032.82	0.30%	5,223.30	15.85%
Paint & Appaloosa	672.33	670.31	0.30%	580.36	15.85%
<u>Promotions</u>					
Thoroughbred	13,446.60	13,406.28	0.30%	11,607.34	15.85%
Quarterhorse	12,101.95	12,065.65	0.30%	10,446.60	15.85%
Paint & Appaloosa	1,344.67	1,340.63	0.30%	1,160.74	15.85%
Licensee	\$6,503,250.71	\$6,448,888.80	0.84%	\$5,413,717.95	20.13%



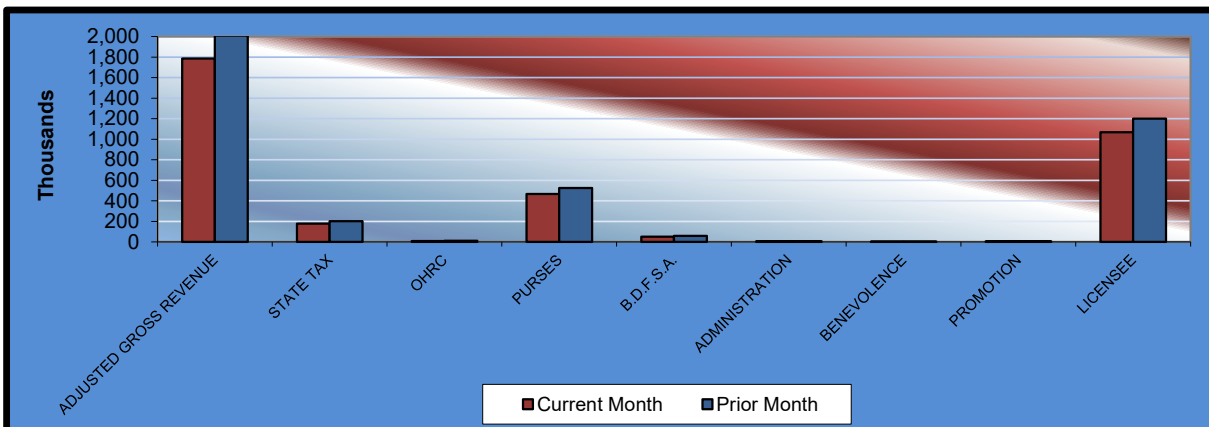
Gaming at Oklahoma Horse Racing Tracks Will Rogers Downs and Remington Park Year to Date Gaming Totals Comparison October 2021

	WILL ROGERS DOWNS	REMINGTON PARK	2021 TOTAL	2020 TOTAL	% CHANGE
Gaming Days This Year	276	276	552	472	16.95%
Adjusted Gross Revenue	<u>\$18,478,734.85</u>	<u>\$102,725,062.84</u>	<u>\$121,203,797.69</u>	<u>\$83,059,506.21</u>	45.92%
State Tax					
General Revenue Fund	221,744.79	2,558,102.27	2,779,847.06	1,580,971.85	75.83%
Education Reform	1,626,128.67	18,759,416.57	20,385,545.24	11,593,793.52	75.83%
Oklahoma Horse Racing Commission	92,393.66	513,625.30	606,018.96	415,297.51	45.92%
Purse Fund					
<u>Purses</u>					
Thoroughbred	2,173,879.33	10,315,253.68	12,489,133.01	9,051,570.35	37.98%
Quarterhorse	1,990,223.95	8,022,681.39	10,012,905.34	7,217,447.60	38.73%
Paint & Appaloosa	221,135.92	979,917.74	1,201,053.66	869,100.86	38.19%
<u>Breeding Development Fund</u>					
<u>Special Account</u>					
Thoroughbred	262,364.73	2,012,743.76	2,275,108.49	1,686,004.96	34.94%
Quarterhorse	202,395.65	3,072,516.32	3,274,911.97	2,446,370.34	33.87%
Paint & Appaloosa	22,488.42	252,881.99	275,370.41	204,656.69	34.55%
<u>Administration</u>					
Thoroughbred	24,987.11	126,441.01	151,428.12	110,128.99	37.50%
Quarterhorse	22,488.42	113,796.90	136,285.32	99,116.11	37.50%
Paint & Appaloosa	2,498.74	12,644.10	15,142.84	11,012.92	37.50%
<u>Benevolence</u>					
Thoroughbred	12,493.57	63,220.51	75,714.08	55,064.51	37.50%
Quarterhorse	11,244.20	56,898.46	68,142.66	49,558.00	37.50%
Paint & Appaloosa	1,249.35	6,322.05	7,571.40	5,506.42	37.50%
<u>Promotions</u>					
Thoroughbred	24,987.11	126,441.01	151,428.12	110,128.99	37.50%
Quarterhorse	22,488.42	113,796.90	136,285.32	99,116.11	37.50%
Paint & Appaloosa	2,498.74	12,644.10	15,142.84	11,012.92	37.50%
Licensee	<u>\$11,541,044.07</u>	<u>\$55,605,718.78</u>	<u>\$67,146,762.85</u>	<u>\$47,443,647.56</u>	41.53%



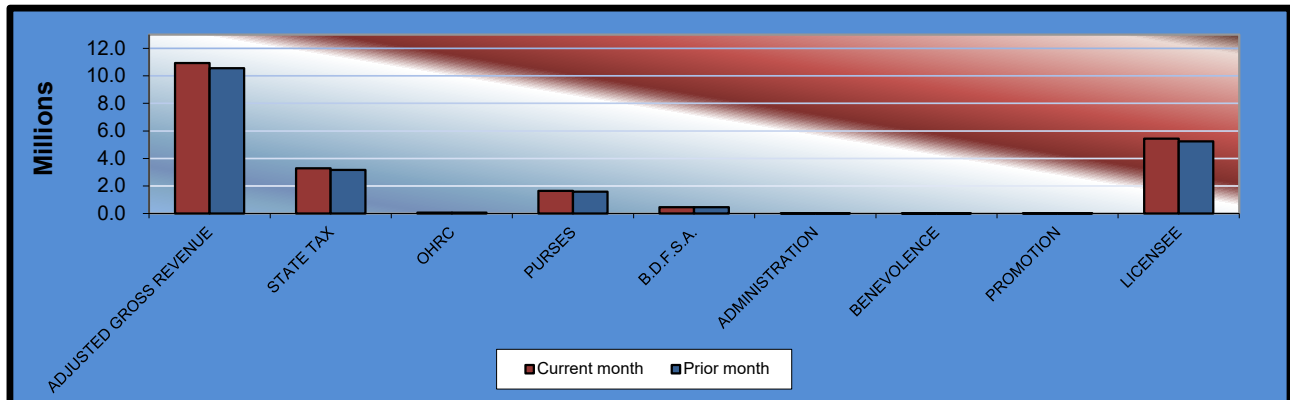
Gaming at Oklahoma Horse Racing Tracks Will Rogers Downs and Remington Park Will Rogers Downs Revenue October 2021

<u>Will Rogers Downs</u>	<u>CURRENT MONTH</u>	<u>PRIOR MONTH</u>	<u>% CHANGE</u>	<u>October 2020</u>	<u>% CHANGE</u>
Gaming Days	31	30	3.33%	31	0.00%
Adjusted Gross Revenue	\$1,784,841.49	\$2,008,977.14	-11.16%	\$1,561,352.82	14.31%
State Tax					
General Revenue Fund	21,418.09	24,107.72	-11.16%	18,736.24	14.31%
Education Reform	157,066.05	176,789.98	-11.16%	137,399.04	14.31%
Oklahoma Horse Racing Commission					
	8,924.20	10,044.88	-11.16%	7,806.76	14.31%
Purse Fund					
<u>Purses</u>					
Thoroughbred	230,980.81	259,986.77	-11.16%	194,534.79	18.73%
Quarterhorse	211,466.90	238,022.37	-11.16%	178,099.96	18.73%
Paint & Appaloosa	23,496.31	26,446.93	-11.16%	19,788.88	18.73%
<u>Breeding Development Fund</u>					
<u>Special Account</u>					
Thoroughbred	27,876.99	31,377.71	-11.16%	23,478.33	18.73%
Quarterhorse	21,505.11	24,205.66	-11.16%	18,111.86	18.73%
Paint & Appaloosa	2,389.46	2,689.52	-11.16%	2,012.43	18.74%
<u>Administration</u>					
Thoroughbred	2,654.95	2,988.35	-11.16%	2,236.04	18.73%
Quarterhorse	2,389.46	2,689.52	-11.16%	2,012.43	18.74%
Paint & Appaloosa	265.50	298.84	-11.16%	223.61	18.73%
<u>Benevolence</u>					
Thoroughbred	1,327.48	1,494.17	-11.16%	1,118.02	18.73%
Quarterhorse	1,194.73	1,344.75	-11.16%	1,006.21	18.74%
Paint & Appaloosa	132.75	149.41	-11.15%	111.80	18.74%
<u>Promotions</u>					
Thoroughbred	2,654.95	2,988.35	-11.16%	2,236.04	18.73%
Quarterhorse	2,389.46	2,689.52	-11.16%	2,012.43	18.74%
Paint & Appaloosa	265.50	298.84	-11.16%	223.61	18.73%
Licensee	\$1,066,442.79	\$1,200,363.85	-11.16%	\$950,204.34	12.23%

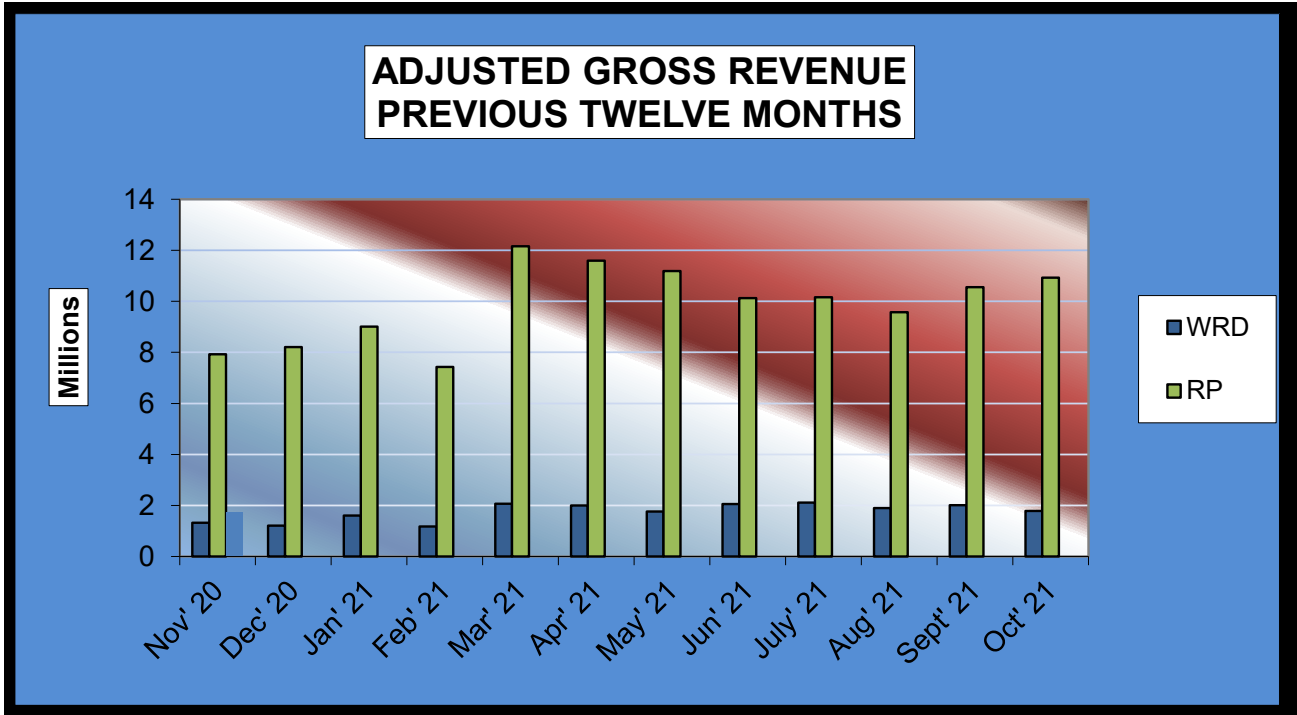


**Gaming at Oklahoma Horse Racing Tracks
Will Rogers Downs and Remington Park
Remington Park Revenue
October 2021**

<u>Remington Park</u>	<u>CURRENT MONTH</u>	<u>PRIOR MONTH</u>	<u>% CHANGE</u>	<u>October 2020</u>	<u>% CHANGE</u>
Gaming Days	31	30	3.33%	31	0.00%
Adjusted Gross Revenue	10,928,257.12	\$10,549,798.90	3.59%	\$8,630,842.97	26.62%
State Tax					
General Revenue Fund	393,417.26	379,792.76	3.59%	269,989.73	45.72%
Education Reform	2,885,059.88	2,785,146.91	3.59%	1,979,924.69	45.72%
Oklahoma Horse Racing Commission	54,641.28	52,749.00	3.59%	43,154.20	26.62%
Purse Fund					
<u>Purses</u>					
Thoroughbred	868,728.14	838,643.07	3.59%	773,132.56	12.36%
Quarterhorse	684,730.44	661,017.44	3.59%	594,609.22	15.16%
Paint & Appaloosa	83,635.31	80,738.93	3.59%	72,627.61	15.16%
Breeding Development Fund					
<u>Special Account</u>					
Thoroughbred	183,458.12	177,104.75	3.59%	140,569.56	30.51%
Quarterhorse	262,237.19	253,155.61	3.59%	227,722.68	15.16%
Paint & Appaloosa	21,583.31	20,835.85	3.59%	18,742.61	15.16%
<u>Administration</u>					
Thoroughbred	10,791.65	10,417.93	3.59%	9,371.30	15.16%
Quarterhorse	9,712.49	9,376.13	3.59%	8,434.17	15.16%
Paint & Appaloosa	1,079.17	1,041.79	3.59%	937.13	15.16%
<u>Benevolence</u>					
Thoroughbred	5,395.83	5,208.96	3.59%	4,685.65	15.16%
Quarterhorse	4,856.24	4,688.07	3.59%	4,217.09	15.16%
Paint & Appaloosa	539.58	520.90	3.59%	468.56	15.16%
<u>Promotions</u>					
Thoroughbred	10,791.65	10,417.93	3.59%	9,371.30	15.16%
Quarterhorse	9,712.49	9,376.13	3.59%	8,434.17	15.16%
Paint & Appaloosa	1,079.17	1,041.79	3.59%	937.13	15.16%
Licensee	\$5,436,807.92	\$5,248,524.95	3.59%	\$4,463,513.61	21.81%



Gaming at Oklahoma Horse Racing Tracks
Will Rogers Downs and Remington Park
Prior Twelve Month Graph
October 2021



O·K·L·A·H·O·M·A
S·A·I
STATE AUDITOR & INSPECTOR



Cindy Byrd, CPA | State Auditor & Inspector

2300 N. Lincoln Blvd., Room 123, Oklahoma City, OK 73105 | 405.521.3495 | www.sai.ok.gov